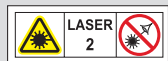



LAX 300 G cross line plus plumb point laser: Designed for all interior construction trades

- 1) Shock-absorbent STABILA soft grip casing
- 2) Plumb-line dot upwards
- 3) Vertical laser line
- 4) Horizontal laser line
- 5) ON / OFF with automatic pendulum locking mechanism
- 6) The laser can be pivoted 360° inside the housing
- 7) Height-adjustable foot
- 8) Tripod connection thread 1/4"
- 9) Plumb-line dot downwards



Green laser lines with excellent visibility and sharpness – thanks to the **GREENBEAM** technology from STABILA. Furthermore, the LAX 300 G meets all safety criteria of laser class 2, ensuring safe, comfortable operation.

Compact, tough and versatile



- 1) Park position. 2) Housing can pivot 360° inside the U-shaped housing. 3) The height of the laser can be adjusted thanks to the extendable foot. 4) Rear: rare-earth magnets with V-groove.



STABILA Messgeräte
Gustav Ullrich GmbH
Landauer Str. 45
76855 Annweiler, Germany
☎ +49 6346 309-0
☎ +49 6346 309-480
✉ info@stabila.de
www.stabila.de

Comprising



LAX 300 G, 4-piece set
Self-levelling LAX 300 G cross line plus plumb point laser, target plate, wall bracket, belt pouch, 3 x AA 1.5 V batteries

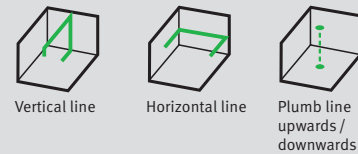
Art. No.: 19033

Optional accessories



LT 30 telescopic laser support
Art. No.: 18238

Technical data



Laser class	2
Output	< 1 mW
Laser wavelength	510 – 530 nm
Self-levelling range	approx. ± 4,5°
Levelling accuracy	± 0,3 mm/m
Line straightness	± 0,2 mm/m
Laser beam accuracy (up)	± 0,3 mm/m
Laser beam accuracy (down)	± 0,4 mm/m
Measuring range of visible line	30 m*
Operating life	Up to 15 h**
Batteries included	3 x AA 1.5 V
Protection class	IP 54

* Indoors under typical operating conditions.
** When operating with one line and plumb-line dot.

STABILA 
How true pro's measure

Errors or changes in colour, technology and equipment excepted.



LAX 300 G cross line plus plumb point laser:
Green laser lines for optimum visibility in bright indoor lighting conditions

 See all products at
www.stabila.de

 [www.youtube.com/
StabilaTools](http://www.youtube.com/StabilaTools)

 [www.facebook.com/
StabilaTools](http://www.facebook.com/StabilaTools)

Our technical support team will assist you with all questions relating to product selection and use. Phone +49 6346 309-0. You can of course also e-mail us at info@stabila.de.

EN 19040 04/17

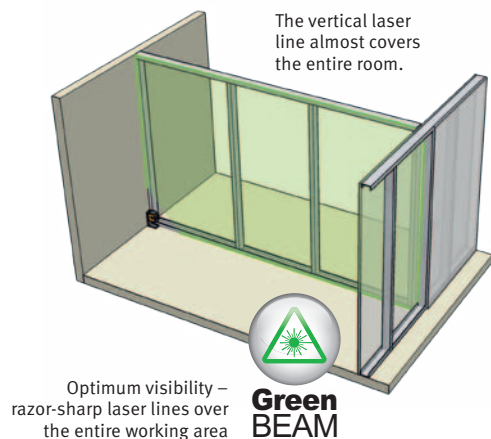
There are lots of good reasons to choose the LAX 300 G with STABILA GREENBEAM technology:

1. Optimum visibility


Green laser lines are 4 times more visible to the human eye than red lines. The sharp green laser lines of the LAX 300 G really come into their own in bright lighting conditions and over long distances indoors. The STABILA GREENBEAM technology will help you to be more productive and avoid marking errors.

2. Razor-sharp laser lines

With many lasers, the lines become less sharp over long distances and appear thicker. This can be a real problem when marking and working directly on the laser line. The high-performance optics of the STABILA LAX 300 G, on the other hand, focus the green laser into a fine, sharp line. This ensures precise work even up to the maximum visible line range.



Visibility comparison: Conventional red laser vs. the STABILA LAX 300 G




The comparison of the laser lines over the same distance shows:

- 1) The red line of a conventional laser becomes pale and unfocused over a large distance.
- 2) The GREENBEAM laser line of the LAX 300 G is up to 30% sharper.

3. Large working area

The outstanding brightness and clarity of the laser lines enable accurate work to be carried out with a measuring range of up to 30 m. The STABILA GREENBEAM technology provides better visibility at a distance, making the LAX 300 G far superior to conventional red lasers, even over longer distances.



Areas of use for other interior construction trades

- In window fitting – levelling window heights.
- For joinery – construction of kitchen cupboards, aligning the worktops.



The LAX 300 G: The key points at a glance

- Self-levelling line laser with plumb-line dots.
- Work quickly and directly on the fine laser lines using STABILA GREENBEAM technology – with optimum visibility up to 30 m.
- The versatile technology provides 1 horizontal line, 1 vertical line and plumb-line dots upwards and downwards.
- The vertical line almost covers the entire room.
- The latest generation of energy-saving laser diodes enables an operating time of up to 15 hours.
- Quick self-levelling thanks to pendulum technology designed for the construction site.
- Easy to change functions using single-button operation.
- Compact housing with extendable foot for height adjustment for working directly on U-profiles.
- Versatile use: can be used on the floor, on a tripod (1/4" thread), with rare-earth magnets on metallic objects or on the wall bracket.
- Shock-absorbent STABILA soft grip casing.
- The laser can be pivoted 360° inside the housing.
- Protection of the optics against dust and scratches in park position.
- Protection class IP 54.
- Belt pouch.